







TATA MOTORS



LPT 1010 BSIV

Driving your
PROGRESS



Description	LPT 1010 CR X BSIV					
Engine	Tata 497 TCIC BSIV					
Fuel Injection Pump	Common Rail Direct Injection Engine					
Power	94 kW @ 2400 r/min					
Torque	400 Nm @ 1300-1600 r/min					
Clutch Type	Dry, Single Plate (330 mm)					
Gearbox	TATA GBS 550 (6 Forward & 1 Reverse)					
Front Axle	Heavy-duty Forged I Beam, Reverse Elliot Type					
Rear Axle	Single Reduction Hypoid Gears, Fully Floating Axle Shafts					
Tyres	8.25 x 16 -16 PR					
Steering Type	Power Assisted					
Brakes	Dual Circuit, Full Air S-Cam Brake System					
Suspension	Semi-elliptical Leaf Spring at Front and Rear					
Max. Speed	80 km/h					
Capacity	160 l					
Max. Gradeability in 1st Gear	28%					
	Cargo Box Dimensions					
						
	3400 mm			3800 mm		
Wheel Base	3400 mm			3800 mm		
	Cab	CLB	HD	Cab	CLB	HD
Overall Length	6225 mm			6859 mm		

Advantages



LOW ON MAINTENANCE



INCREASED EARNINGS



AIR BRAKES



COMFORT ASSURED



HIGH HORSEPOWER AND TORQUE



HEAVY DUTY AGGREGATES





TATA MOTORS
SAMPOORNA SEVA
 HAR PAL AAPKE SAATH
 TOLL-FREE NO.: 1800 209 7979

You can also contact our Sales Office: **Tata Motors Limited**, 4th Floor, Ahura Centre, 82, Mahakali Caves Road, MIDC, Andheri (East), Mumbai 400093 or call toll-free no. **18002097979**.
CAUTION: Do not weld or drill on chassis frame • Accessories shown in the picture or elsewhere do not constitute standard fitments. • The specifications are indicative. Due to continuous product improvements, these specifications are liable to change without notice.
 For more information, please visit our website: www.tatamotors.com. You can also contact our Sales Office: Tata Motors Limited, 20th Floor, Tower 2, One Indiabulls Centre, 841, Senapati Bapat Marg, Mumbai 400 013. Tel: 91 22 6658 6000; Fax: 91 22 6658 6010.
*Terms & conditions apply

Dealer Stamp